

“Plastering and interior finishing work”

The important points for Safety and health


cautionary notes during construction (scaffold, stepladder scaffold)

(1) Precautions when transporting materials

Use a flat car, a concrete cart, etc. to carry materials. Forcibly carrying it may hurt your lower back. Try to reduce the strain on your lower back as much as possible.

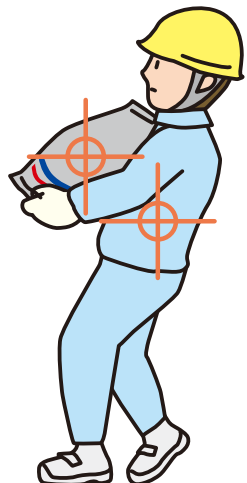
[When carrying a heavy object]

The center of gravity of a body and the center of gravity of an object should be on the same vertical line.



How to carry

The center of gravity of a body and the center of gravity of an object should be close as possible.



How to hold



(2) Safety use of stepladders and portable workbenches

- A stepladder and a portable workbench should be placed on a flat surface and opened until the latches stop.
- A work platform of a stepladder scaffold should be supported at three points, each span should be 1.8m or less, and no more than two persons should get on between the fulcrums at the same time.
- Assembling of a stepladder scaffold is carried out by a person who has completed the special education.

[An example of a stepladder scaffold]



(3) Rising up and getting down Safely on a portable workbench


- Place tools and materials on a scaffold first, and slowly rise up and get down gripping the handrail bars or steps.
- Do not rise up and get down with your back to the work platform.



Use handrail bars when going up and down


(4) Securing passages by putting things tidy and in order

When using a portable workbench in a passage, things must be put thoroughly organized, so that other workers can use the passage.



(5) Going up and down on a stepladder using both hands and feet


If you use a trowel or a trowel plate on both hands and go up or down on a stepladder, you may lose balance and fall. When going up and down, do not carry goods, and use both hands and feet with three-point supporting.





(6) Safe use of stepladders

If you stand on or straddle a top plate of a stepladder, you may lose your balance that causes overturn/falling down. Let's use it correctly.

- Do not stand on or straddle the top plate.




- × Standing on the top plate, and straddling



(7) Do not put unnecessary things on a scaffold

When you finish a wall on a scaffold, tools may fall accidentally, so make sure to check your feet carefully whether any tools or unnecessary objects are on the scaffold. Also, install toe boards or safety nets.



(8) Watch out for overturning accidents!

If tools are left on a floor, or you work holding a large object that makes your feet invisible, the possibility of falling over such as “stumbling” or “stepping off” the stairs becomes higher.

Make sure not to leave objects in a walking area and do not work with your feet invisible.

