

“Plastering and interior finishing work”

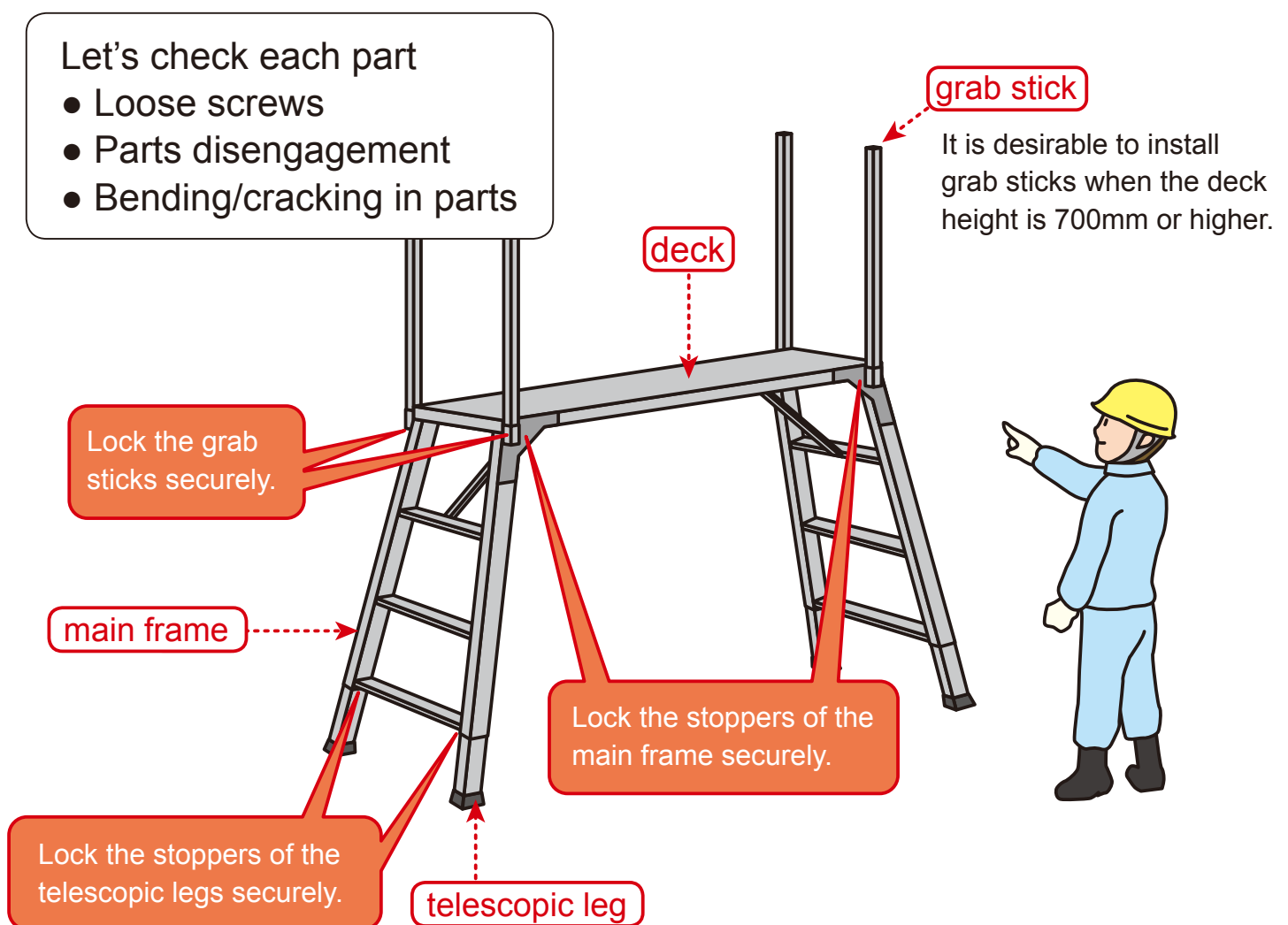
The important points for Safety and health

Stepladder, portable workbench

(1) Be sure to check before use! (portable workbench)

Let's check each part

- Loose screws
- Parts disengagement
- Bending/cracking in parts



Matters to follow

1. Check opening prevention devices, leg anti-slips, and telescopic fixing brackets, and do not use defective ones.
2. A stepladder should be installed in a horizontal and stable place.


(2) Safe rising up and falling down on a portable workbench



Matters to follow

1. Do not go up and down with one's back to a workbench.
2. Go up and down with one's hands holding the grab sticks or the main frame.
3. Do not go up and down with an object in one's hand.


(3) Work in unreasonable posture is prohibited!



Matters to follow

1. Do not work in unreasonable posture.
2. Do not work leaning over a workbench.
3. Do not place goods around a workbench.

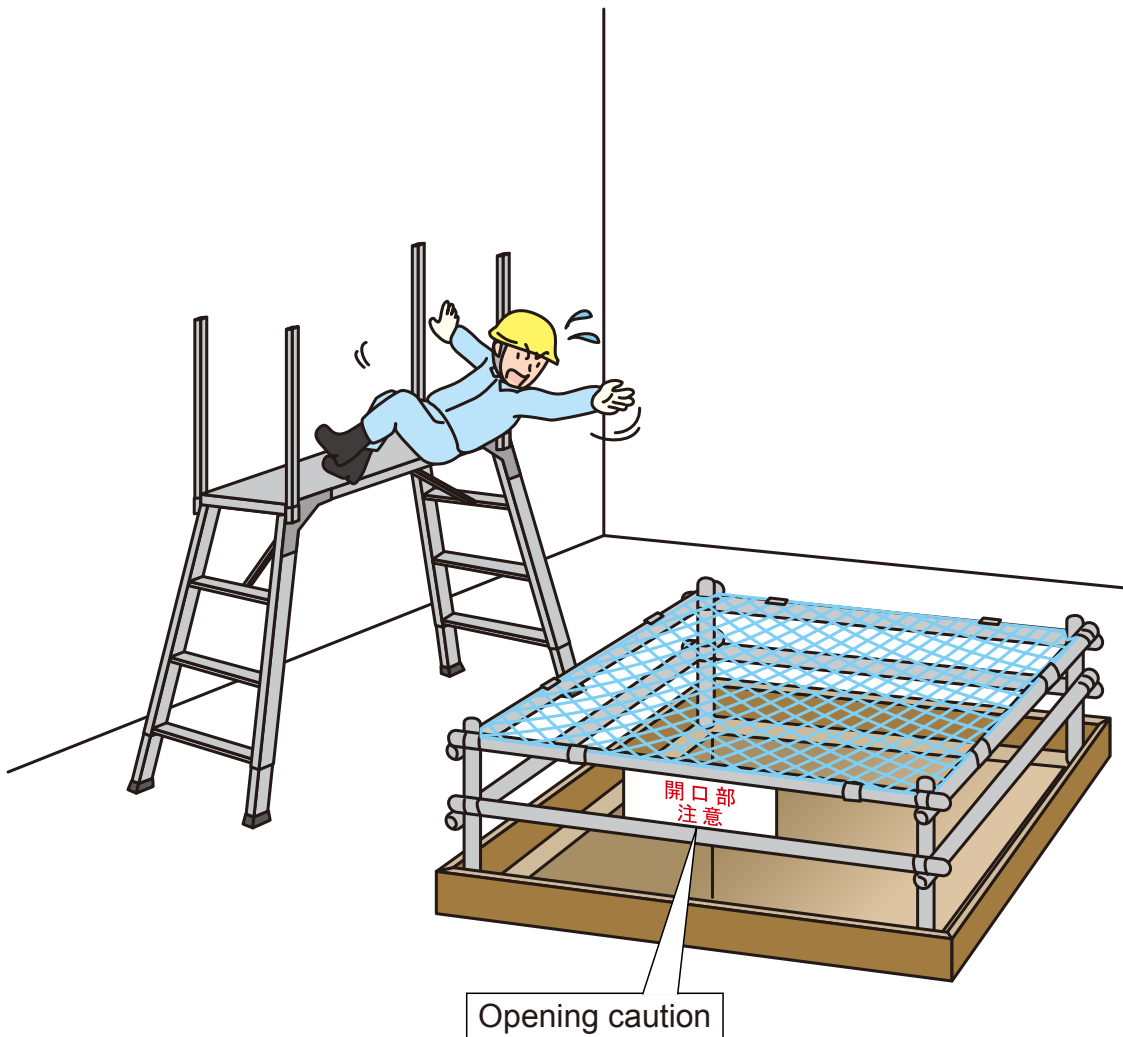
(4) Do not place a stepladder or a stool on the workbench



Matters to follow

1. Do not place a stepladder or a stool on a workbench.
2. Install a workbench of appropriate height.


(5) When installing a workbench, check the feet!



Matters to follow

1. When installing, install it in a place where there are no sleeve holes at a foot.
2. Install in a clean and tidy place.
3. Avoid areas without a vertical or a horizontal curing around an opening.

(6) No two people getting on at the same time



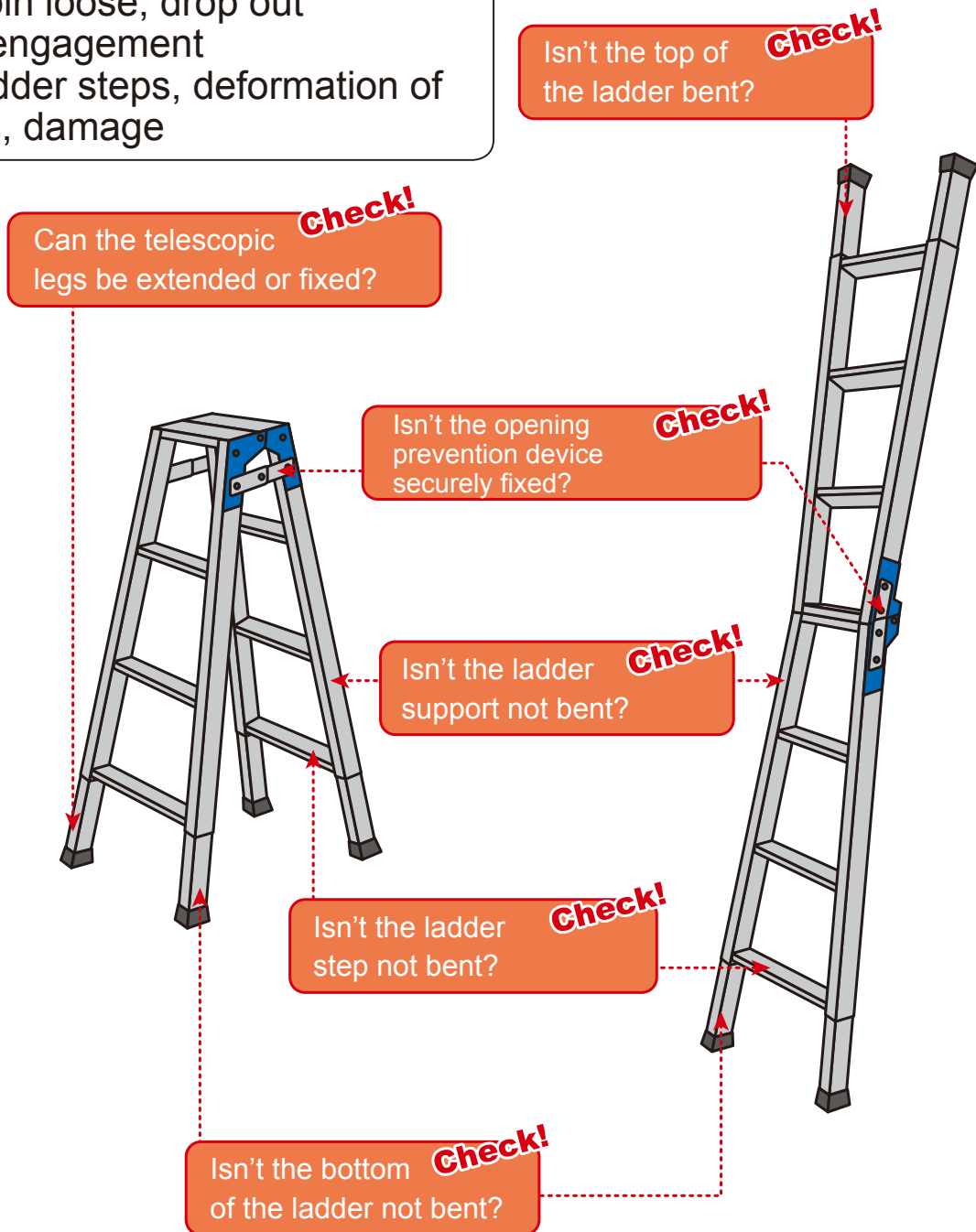
Matters to follow

1. Two or more people should not work at the same time on a workbench.
2. It is forbidden to move from one platform to another.
3. If you work on different platforms, you must first descend and move to other platforms.

(7) Be sure to check before use! [stepladder]

Let's check each part

- screws, pin loose, drop out
- parts disengagement
- props, ladder steps, deformation of members, damage



Matters to follow

1. Check stoppers, leg anti-slips, and telescopic fixing brackets, and do not use defective ones.
2. A stepladder should be installed in a horizontal and stable place.

(8) Prohibition of work with a step on the back!



Matters to follow

1. Do not work with your back to a stepladder.
2. Do not work standing on a top plate.